


ELECTRONIC MODULATION



Dual fuel burners for gas and light oil at 2 stages progressive (hi-low flame) or PID fully modulating.


Equipped with Lamtec ETAMATIC OEM electronic camme.

Fan at high pressurization, high efficiency combustion head with adjustment and high flame stability. Available versions for natural gas or LPG (to be specified at the order).

Gas train includes working valve, safety valve, minimum gas pressure switch, gas pressure filter-stabilizer and is supplied already assembled, connected and tested. The adoption of strong metal components makes the burner durable also in heavy duty conditions.

Burners are supplied with nozzle, fuel switch, gasket for installation on boiler, flexible hoses, line filter.

Available also versions with mechanical camme.



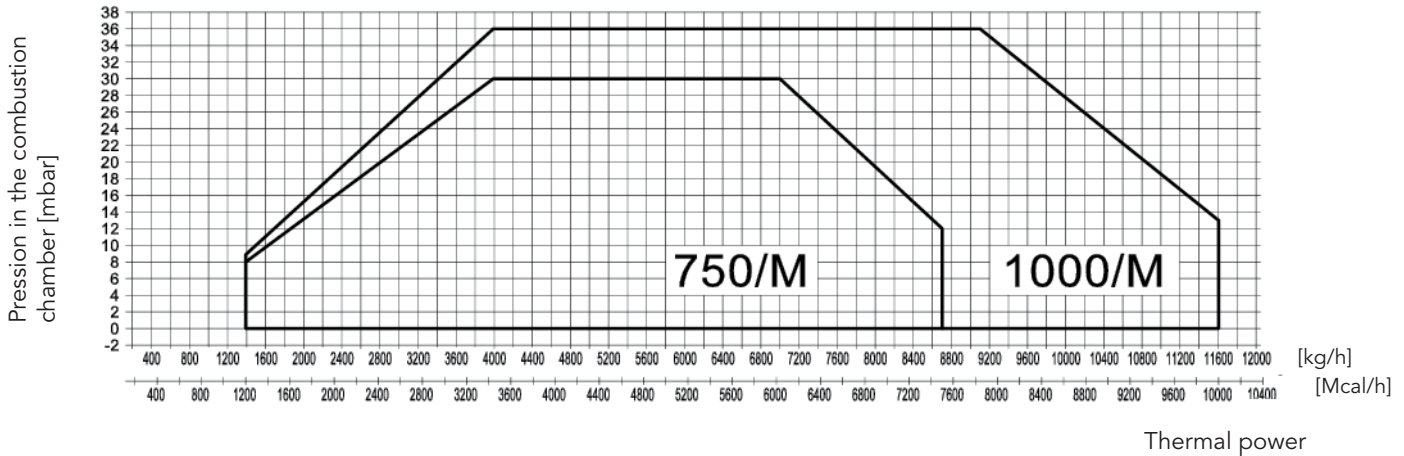
MODEL		K 750/M TL EL	K 1000/M TL EL
Thermal power min-max*	Mcal/h	1200/3400-7500	1200/3400-10000
	kW	1395/3953-8721	1395/3953-11628
Flow-rate G20 (NATURAL GAS) min-max*	Nm ³ /h	140/398-877	140/398-1170
Flow-rate G31 (LPG) min-max*	Nm ³ /h	54/153-338	54/153-450
Fuel		NATURAL GAS (second family) - LPG (third family)	
Combustible category		2R' 2H' 2L' 2E' 2E+' 2E' 2ELL' 2E(R)B 38/P' 3+' 3P' 38' 3R	
Intermittent operation (min. 1 stop every 24 hours) at 2 stages progressive or modulating			
Allowed environment conditions on running/stock		-15..+40°C/-20...+70°C, rel. humidity max 80%	
Max temperature combustion air	°C	60	60
Min. pressure gas train DN65-FS65 NATURAL GAS/LPG*	mbar	280/107	-/-
Min. pressure gas train DN80-FS80 NATURAL GAS/LPG**	mbar	164/63	292/112
Min. pressure gas train DN100-FS100 NATURAL GAS/LPG**	mbar	103/40	184/71
Min. pressure gas train DN125-FS125 NATURAL GAS/LPG**	mbar	81/31	145/56
Max pressure at the entry of the valves (Pe.max)	mbar	500	500
LIGHT-OIL flow-rate min-max*	kg/h	122/347-765	122/347-1020
Fuel		LIGHT-OIL 1.5° E a 20°C = 6.2 cSt = 35 sec Redwood N°1	
Nominal electric power	kW	27	35
Motor fan	kW	22	30
Motor pump	kW	4.5	4.5
Power supply		3~400V,1/N~230V-50Hz	
Degree of electric protection		IP54	IP54
Weight	kg	640	670

* Reference conditions: Room temperature 20°C - Atmospheric pressure 1013 mbars - Altitude 0n (sea level)

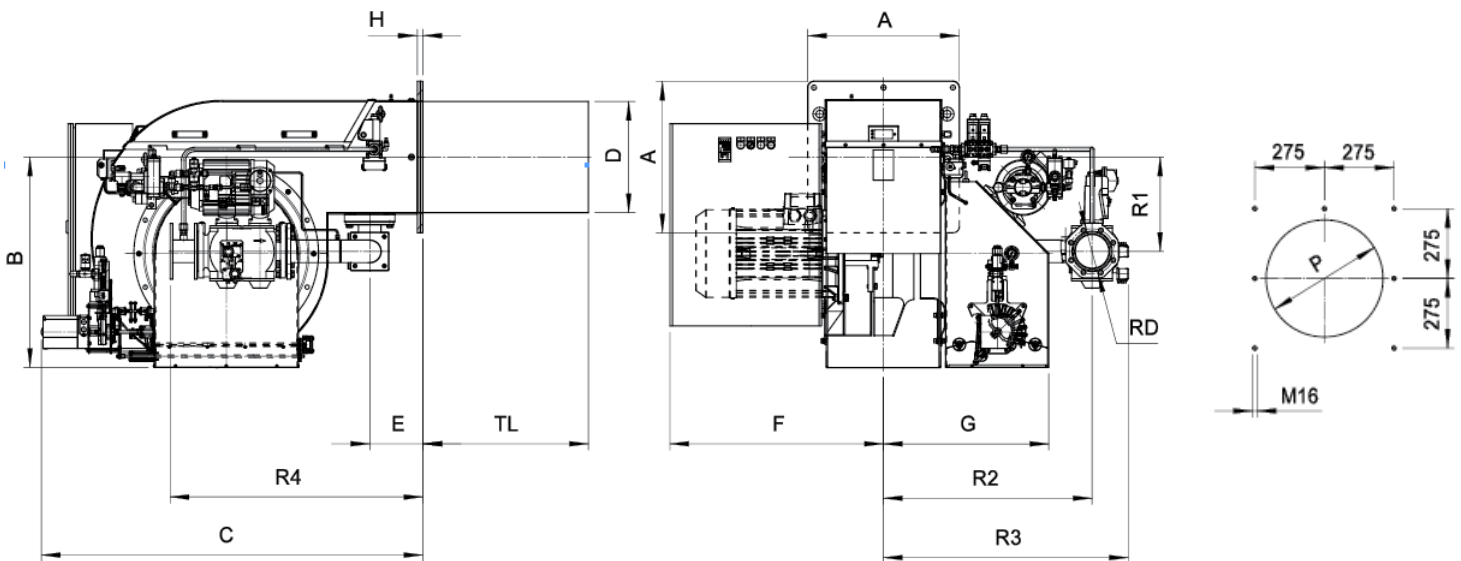
** Least pressure of feeding of the gas to the train to get the maximum power of the burner considering against pressure in chamber of value combustion 0 (zero)

Le illustrazioni e i dati riportati sono indicativi. F.B.R. Bruciatori S.r.l. si riserva il diritto di apportare, senza obbligo di preavviso, tutte le modifiche opportune, per l'evoluzione dei propri prodotti.
The illustrations and data here shown are indicative. F.B.R. Bruciatori S.r.l. reserves the right to bring, without any obligation of warning, any changes that would be appropriate to the continuing development of their products.

FIRING RATES: Thermal power - Pressure in combustion chamber



DIMENSIONS (mm)



MODEL	A	B	C	D	E	F	G	H	TL	P min	P max	R1	R2	R3	R4	RD	Gas train weight
K 750/M EL DN65	600	832	1508	440	210	845	653	22	655	450	480	373	794	957	960	DN65	22
K 750/M EL DN80	600	832	1508	440	210	845	653	22	655	450	480	373	794	957	960	DN80	24
K 750/M EL DN100	600	832	1508	440	210	845	653	22	655	450	480	373	825	968	1000	DN100	27
K 750/M EL DN125	600	832	1508	440	210	845	653	22	655	450	480	373	825	982	1050	DN125	32
K 1000/M EL DN80	600	832	1508	440	210	845	653	22	655	450	480	373	794	957	960	DN80	24
K 1000/M EL DN100	600	832	1508	440	210	845	653	22	655	450	480	373	825	968	1000	DN100	27
K 1000/M EL DN125	600	832	1508	440	210	845	653	22	655	450	480	373	825	982	1050	DN125	32